

CONTENTS

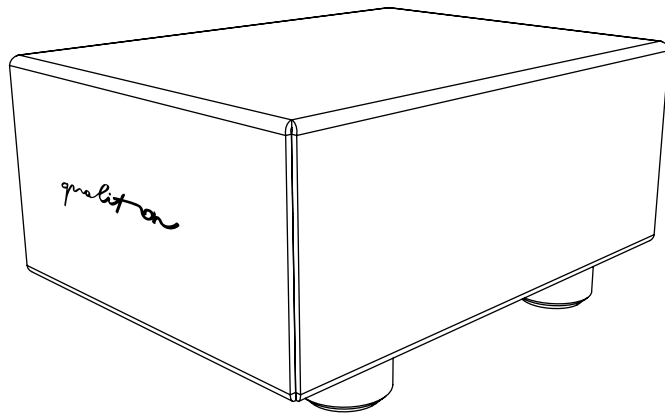
PREFACE	2
CONTENTS OF PACKAGE	3
TECHNICAL SPECIFICATION	4
REAR PANEL TERMINALS	5
SAFETY RECOMMENDATIONS - PLACEMENT	6
SAFETY RECOMMENDATIONS - OPERATION	7
FIRST INSTALLATION.....	8
CONNECTING.....	9
WASTE MANAGEMENT	10
MARKINGS.....	10
WARRANTY	11
DECLARATION OF CONFORMITY	12

PREFACE

Before installing the **qualiton MC**, please study this user manual carefully!

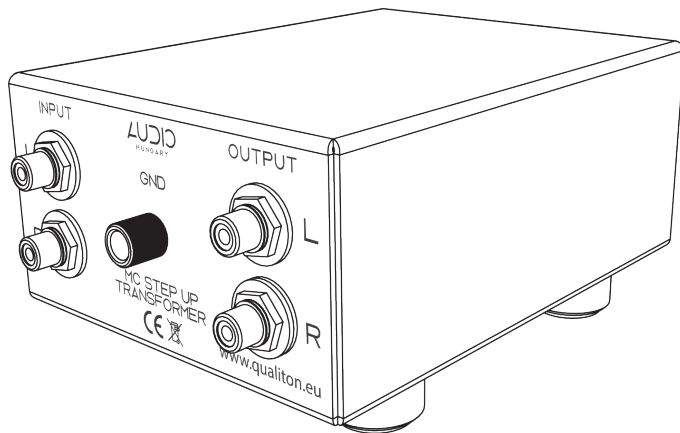
Operating your phono stage in a manner it is designed for ensures you an utmost musical experience and a reliable operation.

If you have any questions on our products or services, please do not hesitate to contact us on our website **www.audiohungary.com**



CONTENTS OF PACKAGE

- 1pc qualiton MC
- 1pc user manual



TECHNICAL SPECIFICATION

NOMINAL OUTPUT LEVEL

5 mV

INPUT SENSITIVITY

0.325 mV

NUMBER OF INPUT PORTS

1 unbalanced input per channel

NUMBER OF OUTPUT PORTS

1 unbalanced output per channel

TURN RATIO

1:18; 1:30

TOTAL HARMONIC DISTORTION

< 0.02% (nominal output level)

FREQUENCY RESPONSE

5 Hz - 90 kHz (-3 dB)

NOMINAL SOURCE IMPEDANCE

2 - 10 Ω ; 10 - 50 Ω ;
factory tuning based on individual needs

NOMINAL LOAD IMPEDANCE

47 k Ω

INPUT IMPEDANCE

145 Ω ; 50 Ω

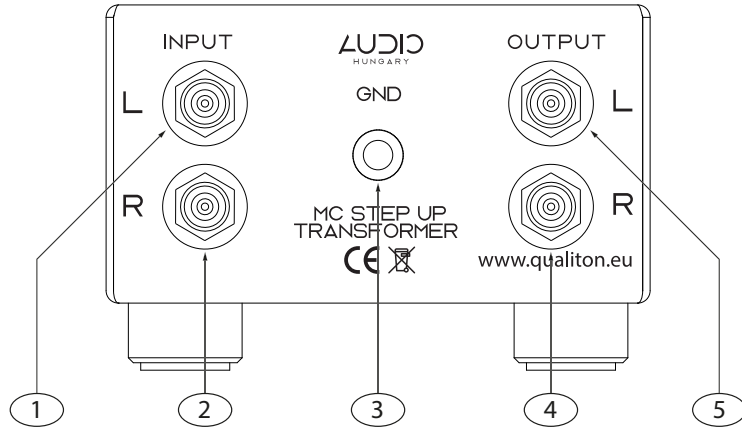
GAIN (WITH NOMINAL LOAD)

+24 dB; +30 dB

WEIGHT

1 kg

REAR PANEL TERMINALS

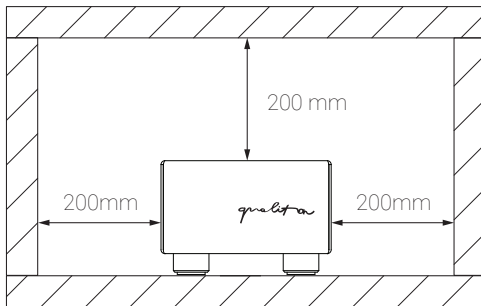


- ① Left side RCA input (L)
- ② Right side RCA input (R)
- ③ Grounding screw
- ④ Right side RCA output (R)
- ⑤ Left side RCA output (L)



SAFETY RECOMMENDATIONS - PLACEMENT

- Avoid relocating the appliance from cold to warm surroundings! Sudden temperature changes can lead to moisture condensation. Please wait until moisture is evaporated before putting your mc into operation!
 - The aforesaid applies to the very first installation of the MC as well. Prior to the first installation, leave the MC at its place of operation at least for 2 hours. Once this time is over, the MC can be powered up!
 - The appliance is designed for indoor use. Do not operate it in wet, humid surroundings!
 - Do not store any electrical device or object in a perimeter of 200 millimetres around your qualiton MC!
- Do not use the appliance next to heating sources and radiators! Keep it away from hot or dusty environment and flame!





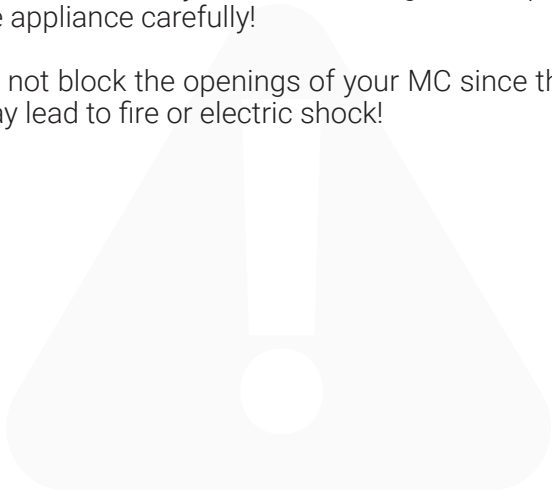
SAFETY RECOMMENDATIONS - OPERATION

- Improper installation may cause breakdown!
- Before powering up your MC, make sure cover, ports, plugs and cables are checked for intactness!
- You must not start up damaged or faulty appliance. In case of any malfunction, unplug your MC immediately!
- Components must not be changed or repaired by the user. In case of a malfunction, the cover must not be opened or removed!
- In case of an emergency, unplug your MC immediately!
- In case of a faulty operation, contact our service.!
- Improper repair may lead to a loss of warranty!
- The appliance may only be used by qualified adults or children above 14 years of age if supervised by a qualified adult!
- Keep the appliance out of the reach of children!
- Make sure your domestic animal does not lie or sit on the top of the appliance!

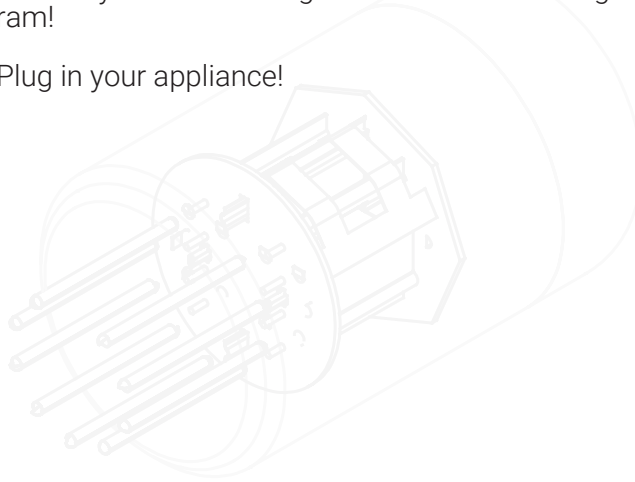


SAFETY RECOMMENDATIONS - OPERATION FIRST INSTALLATION

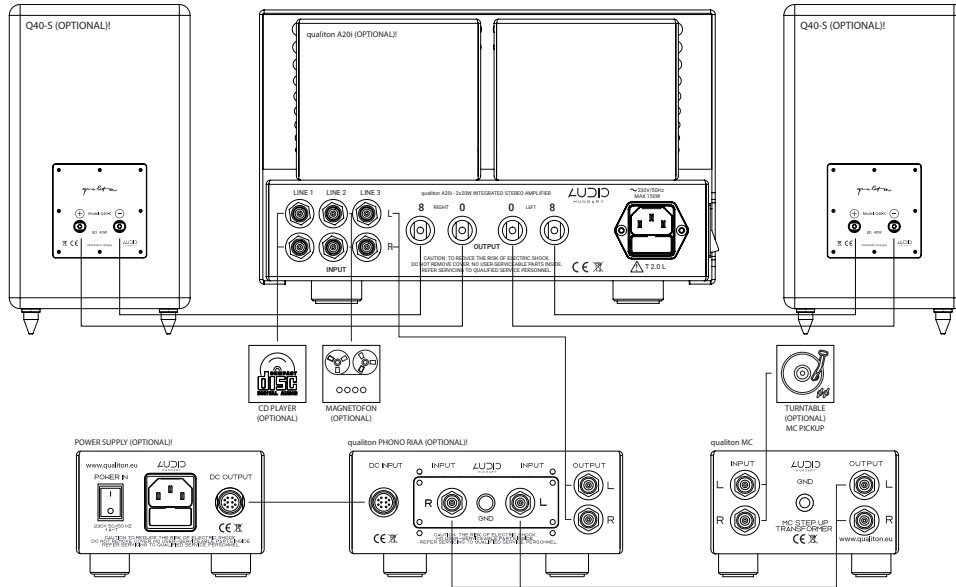
- If you do not use your MC for a long time, unplug the appliance carefully!
- Do not block the openings of your MC since this may lead to fire or electric shock!



- Connect your MC to the other elements of your sound system according to the connection diagram!
- Plug in your appliance!





CONNECTING



WASTE MANAGEMENT

- The appliance and its packaging are made of recyclable materials.
- The appliance contains repairable or recyclable components and materials. Waste separation makes their recycling possible.
- A faulty appliance or an appliance meant to be discarded has to be sent or brought to an adequate waste collection place or to our company site!
- For further information on waste disposal please contact our company or local authorities.

MARKINGS

-  - The product meets the directives and standards of the European Union.
-  - Product requiring waste separation.

WARRANTY

The serial number of your appliance (engraved on a metal plate) is placed on its bottom. Please refer to this number while contacting our company.

-
- | NOMINAL SOURCE IMPEDANCE | TURN RATIO |
|---|-------------------------------|
| <input type="checkbox"/> 2 - 10 Ω | <input type="checkbox"/> 1:30 |
| <input type="checkbox"/> 10 - 50 Ω | <input type="checkbox"/> 1:18 |

Measurement conducted by:

Date: _____

P.H.

DECLARATION OF CONFORMITY

We, Audio-Hungary Ltd., declare, taking this declaration under our total responsibility, that MC transformer model Qualiton MC is in conformity with EN 55013, EN 61000-3-2, EN 61000-3-3, and EN 55020 in accordance with the Directive 2006/95/EC of 12 December 2006.

Document: 2016/05.

Manufacturer:

Audio-Hungary Ltd.
Nádor Street 28.
4400 Nyíregyháza Hungary

We declare that the designated product(s): Qualiton MC is/are in conformity with the European Directives:

EN 60065:2015
EN 55014-1:2006+A1:2009+A2:2011
EN 55014-2:2006+A1:2009+A2:2011

This declaration certifies compliance with the indicated directives but implies no warranty of properties. The safety instructions of the accompanying documentation shall be observed. This declaration of conformity is issued under the sole responsibility of the manufacturer.

Issuer:

Audio-Hungary Ltd.
Nádor Street 28.
4400 Nyíregyháza Hungary

Place, date: Hungary, 21.05.2016

Legally binding signature:

AUDIO-HUNGARY Kft.
4400 Nyíregyháza
Nádor utca 28.

Andras Imre Fabian